

CFS-ZD1 ROADWAY SERIES 40~100 Watts



Ordering Info	
40W	CFS-ZD1-70E-RT40W
70W	CFS-ZD1-70E-RT70W
80W	CFS-ZD1-100E-RT80W
100W	CFS-ZD1-100E-RT100W

Features:

- *High pressure die cast aluminum alloy housing for corrosion-resistance.
- *Anodized aluminum reflector and clear tempered glass lens are designed to optimize light distribution.
- *Optional twist-lock photocell available upon request.

Lamps and ballasts:

- *40~100W circular loop induction lamps with high lighting efficacy at rated 100,000hrs lifetime, about 20 years burning on 4000hrs/year.
- *Electronic ballast features high power factor (>0.95), flickering free, constant output wattage, and safe protection.

Ambient temperature for lighting fixture:

- *-20C~40C

Applications:

- *Freeway, highway, parking lots, public entrances, off street areas.

Induction lighting Features

No electrodes or filaments

- *100,000 hrs rated average life.
- *Low lumen depreciation of <30% @ 60,000 hours.
- *Low operating temperature of components.

High-frequency operation

- *High system efficacy(65-70lm/W)
- *No flickering
- *No stroboscopic effect
- *No noise

Electronic control

- *Output-protected HF generator

Instant (re-)start

- *Light available instantly when needed
- *Short ignition time <0.5sec

3-line fluorescent coating

- *Choice of color temperature
- *White light
- *Excellent color rendition (CRI 85)
- *No color deviation

Induction Lighting Benefits

- *High reliability and virtually maintenance-free operation.
- *Lasting light output right through life time.
- *Increased safety, more standard luminaire construction.
- *Economic, environment-friendly lighting in situations with long burning hours.
- *Restful non-fatiguing light.
- *No danger with rotating machinery.
- *Non-disturbing in operations.
- *Automatic switch-off in case of lamp or power coupler failure.
- *Generator resets 15-30 seconds after switch off.
- *Suitable for security and safety lighting.
- *More comfort.
- *Useful light immediately after switch-on.
- *Installation can be matched to lighting situations and requirements.
- *Uniform predictable lighting results throughout larger installations; color maintained through life.

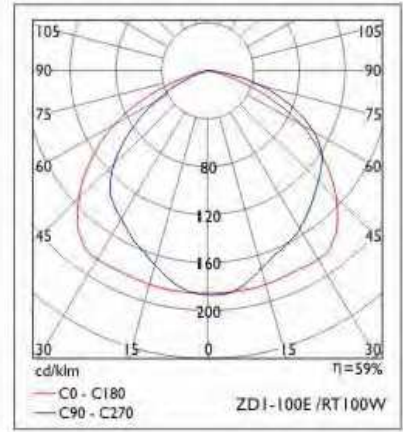
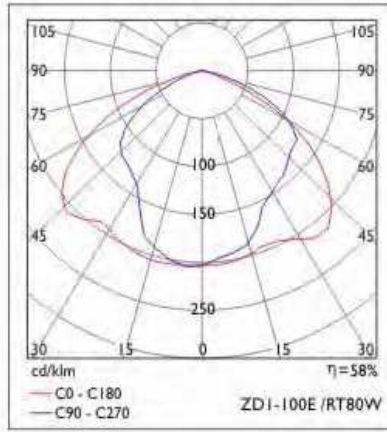
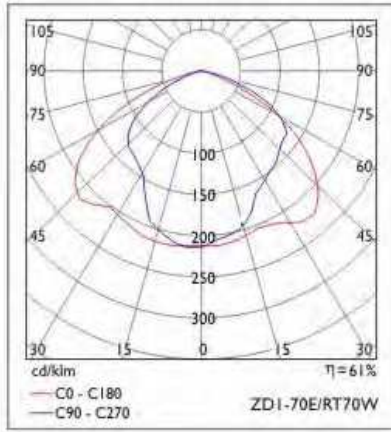


All CFS Inc. products come with a 5 year warranty.

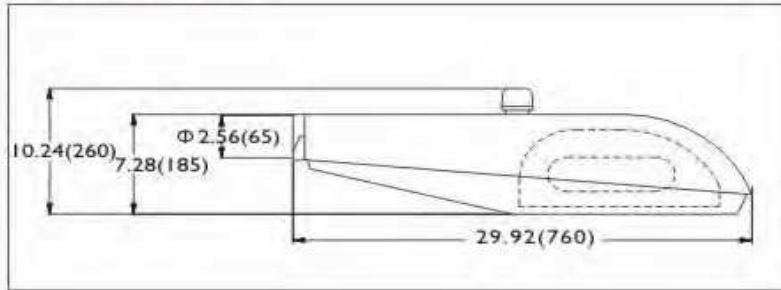
CFS INC.

3 Adams Street- Belvidere, NJ 07823- Tel: 908-475-8991 Fax: 973-729-1271
E-mail: info@cfsinc.us Web Site: www.cfsinc.us

CFS-ZD1 ROADWAY SERIES 70~100 Watt Photometrics



Dimensions



Installation Instructions



Unscrew the hex bolt M10×35. Fasten the fixture with the pole and tighten the bolt



Loosen the steel clip



Open the fixture



Pull the customer's cable through the grommet and wire press. Connect it to the terminal correctly.



Close the fixture with the steel clip



Adjust the angle of the fixture and fasten the hex bolt M10×35 with torque at 13~15 N·M correctly.

Photocell Instruction



Loosen the setting screw of the receptacle



Adjust receptacle to the needed direction with the flat screw driver



Fasten the setting screw of the receptacle



Assemble the sensor